

# OHIO STATE HIGHWAY PATROL

## MONTHLY OPERATIONS REPORT

-- 2024 Summary Statistics and Maps --

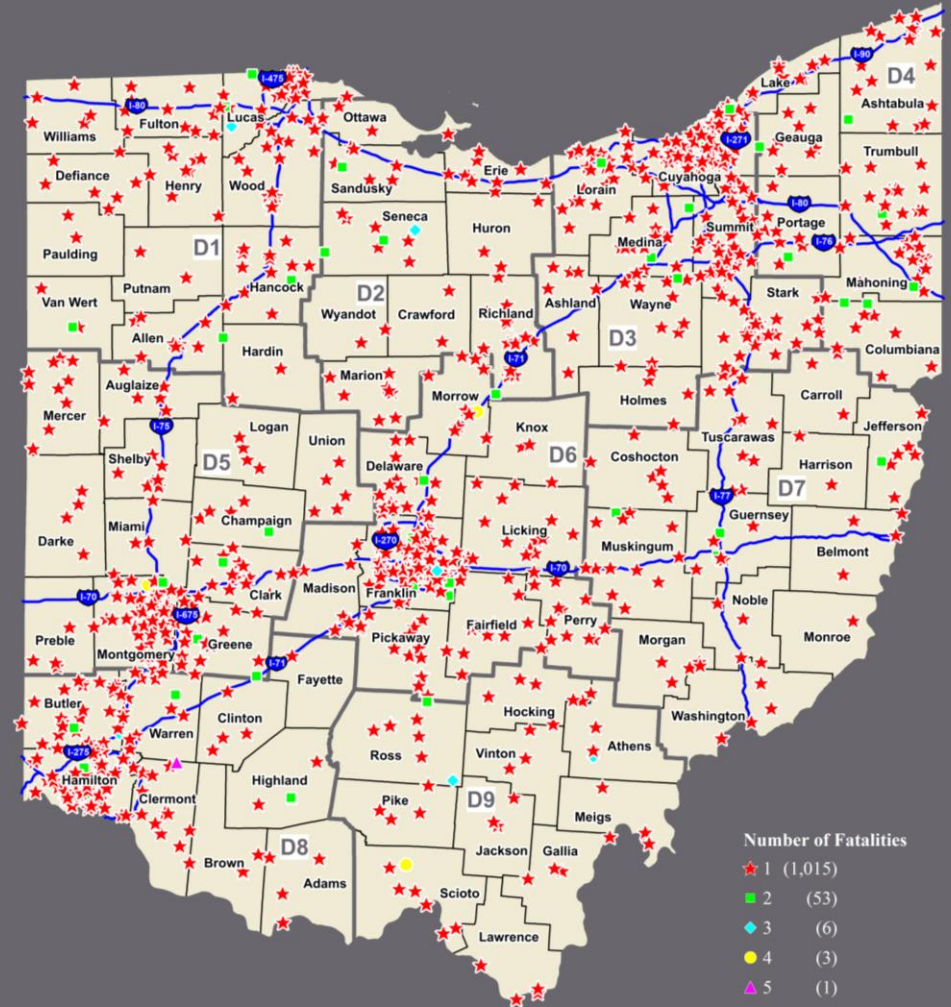


# OHIO STATE HIGHWAY PATROL

## Fatal Traffic Crashes



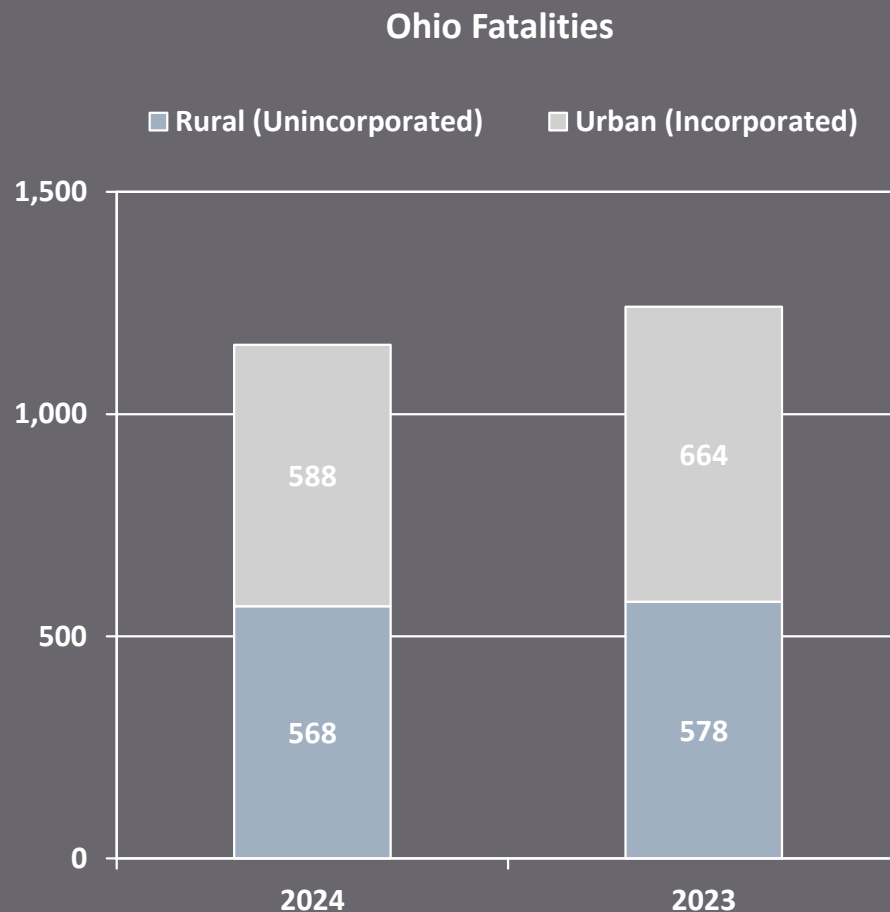
- ✓ In 2024, there were 1,078 fatal traffic crashes resulting in 1,156 deaths in Ohio.
- ✓ These were 72 fewer fatal crashes (-6%) than occurred in 2023.
- ✓ Cuyahoga (111), Franklin (84), Hamilton (60) and Montgomery (60) Counties led the state in fatal crashes.
- ✓ These 4 counties accounted for nearly one in three fatal crashes (315 or 29%) in Ohio.
- ✓ OSHP was the lead investigating agency in 505 fatal crashes (47%).



## Fatalities

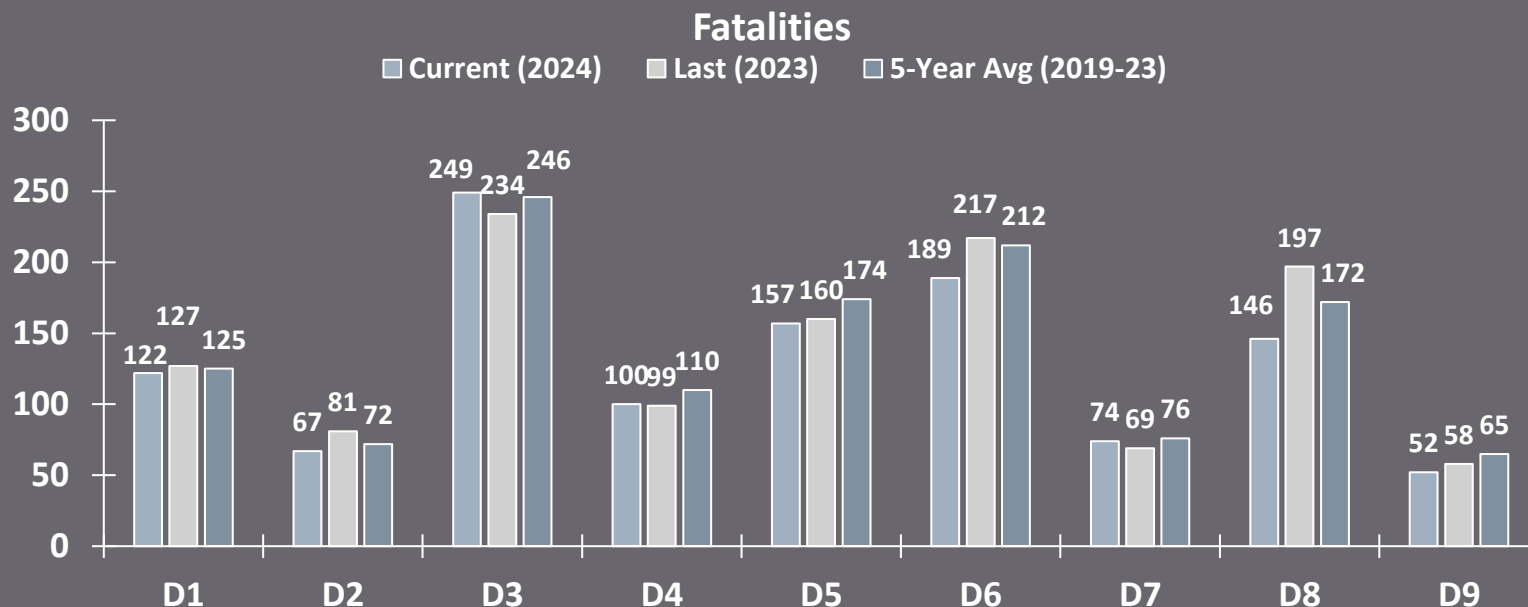


- ✓ In 2024, 1,156 people died in traffic-related crashes on Ohio roadways. This included 568 rural and 588 urban fatalities (49% and 51% respectively).
- ✓ These were 86 fewer fatalities (-7%) than occurred in 2023.
- ✓ In 2024, rural fatalities decreased by 10 (-2%) and urban fatalities decreased by 76 (-11%) compared to 2023.



# OHIO STATE HIGHWAY PATROL

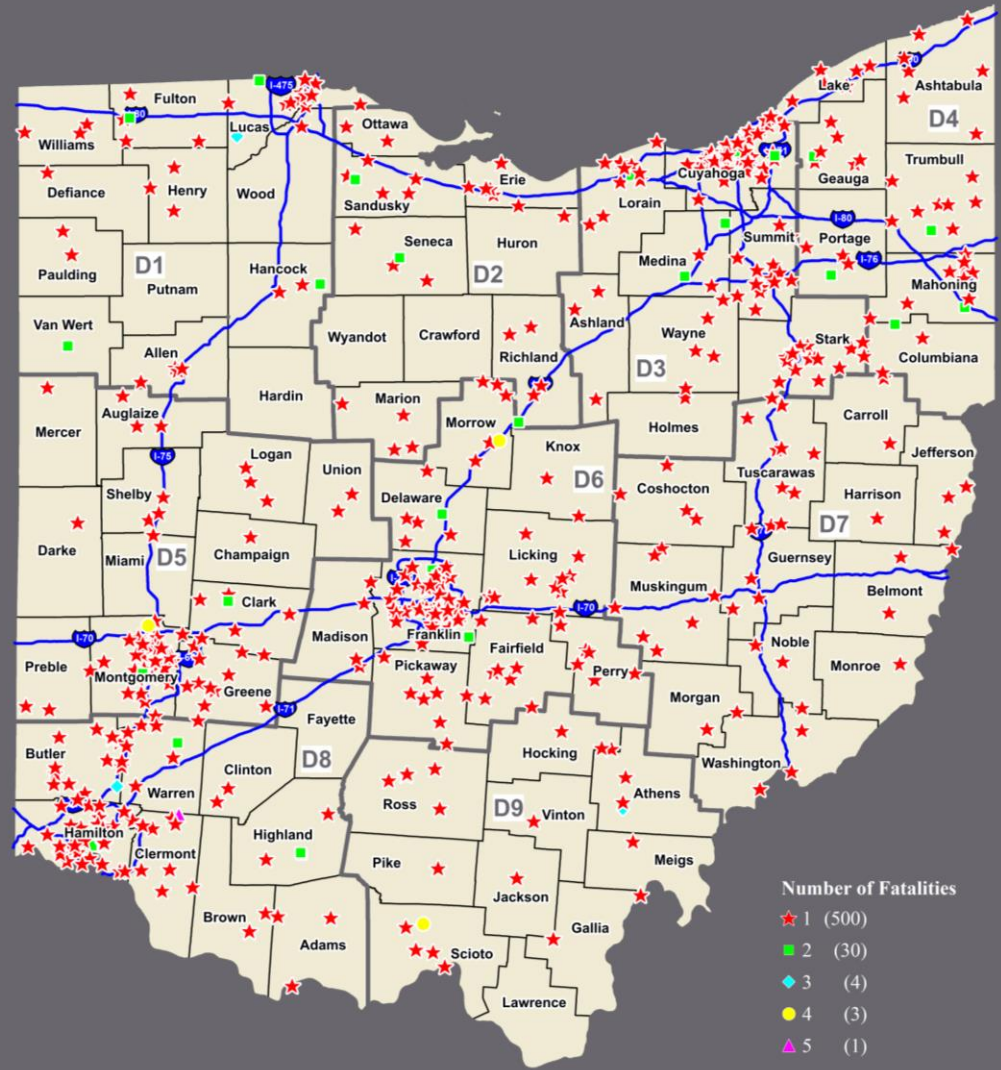
## Fatalities by District



- ✓ In 2024, there were 1,156 fatalities in Ohio. These were 86 fewer fatalities (-7%) than in 2023 and 96 fewer fatalities (-8%) than the previous 5-year average (2019-2023).
- ✓ District 3 (249), District 6 (189), District 5 (157) and District 8 (146) led the state in fatalities in 2024.
- ✓ District 8 (-26%), District 2 (-17%) and District 6 (-13%) experienced significant declines in fatalities from 2023 to 2024.

## OVI-Related Fatal Traffic Crashes

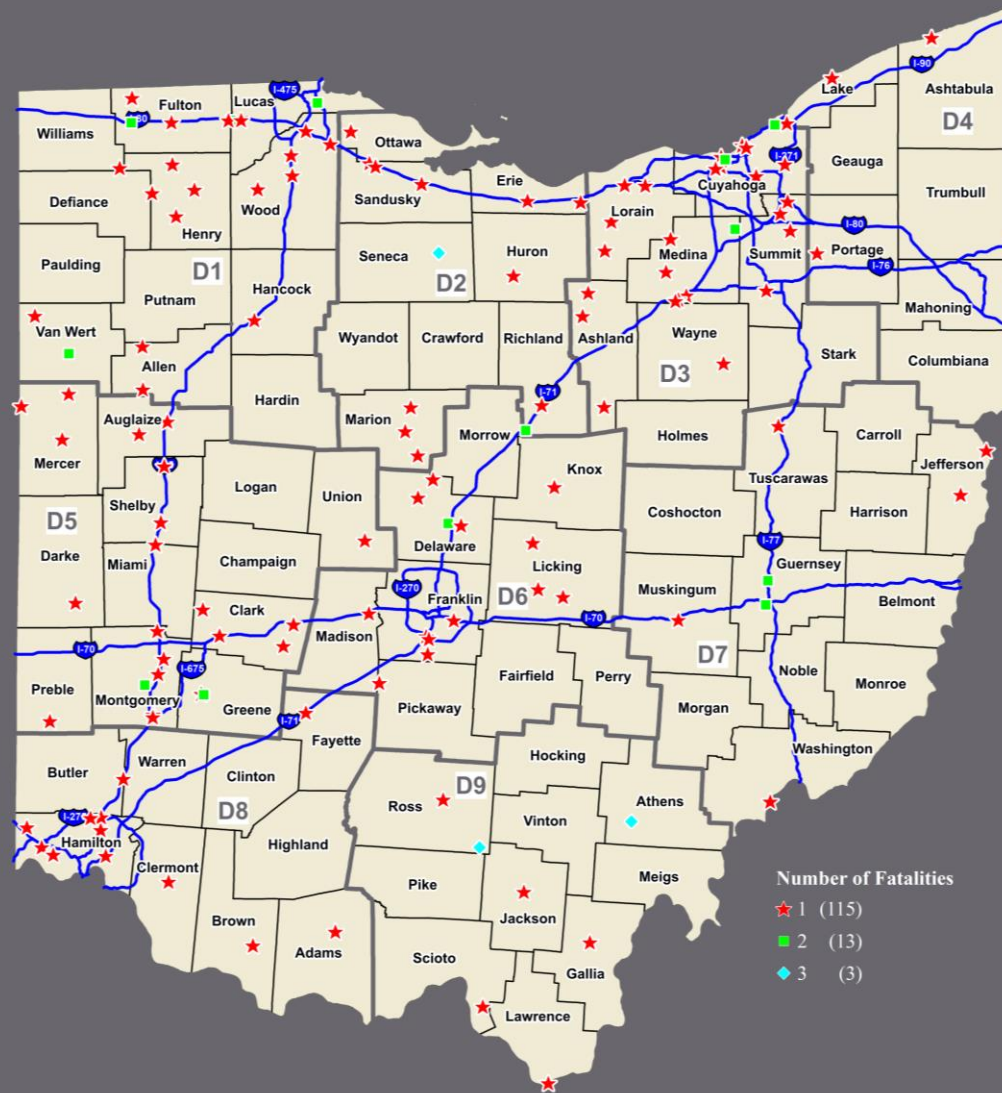
- ✓ In 2024, there were 538 OVI-related fatal crashes resulting in 589 deaths in Ohio. This included 247 rural (46%) and 291 urban (54%) OVI-related fatal crashes.
- ✓ Cuyahoga (53), Franklin (46), Hamilton (36) and Montgomery (36) Counties led the state in most OVI-related fatal crashes.
- ✓ These four counties accounted for nearly one in three OVI-related fatal crashes (171 or 32%) in Ohio.
- ✓ OSHP was the lead investigating agency in 272 OVI-related fatal crashes (51%).





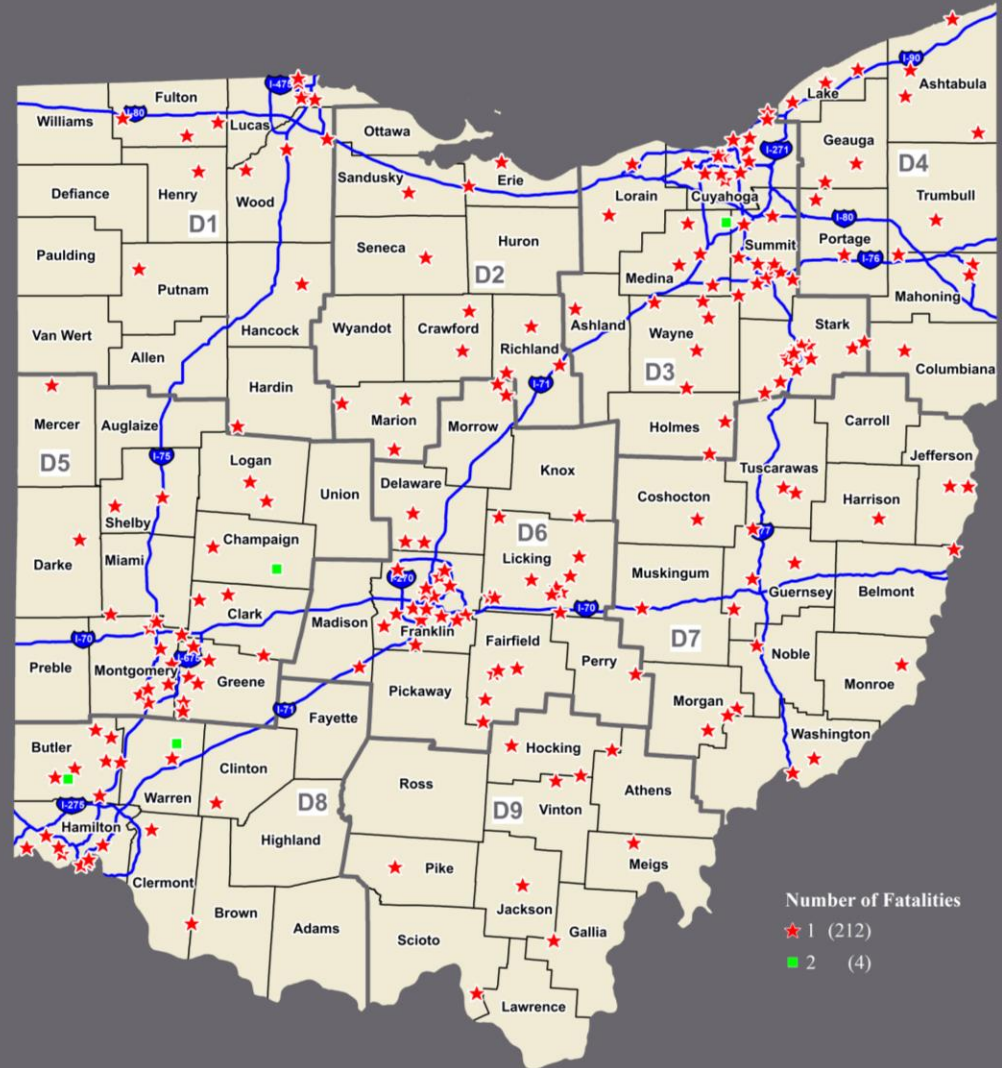
# Commercial-Involved Fatal Traffic Crashes

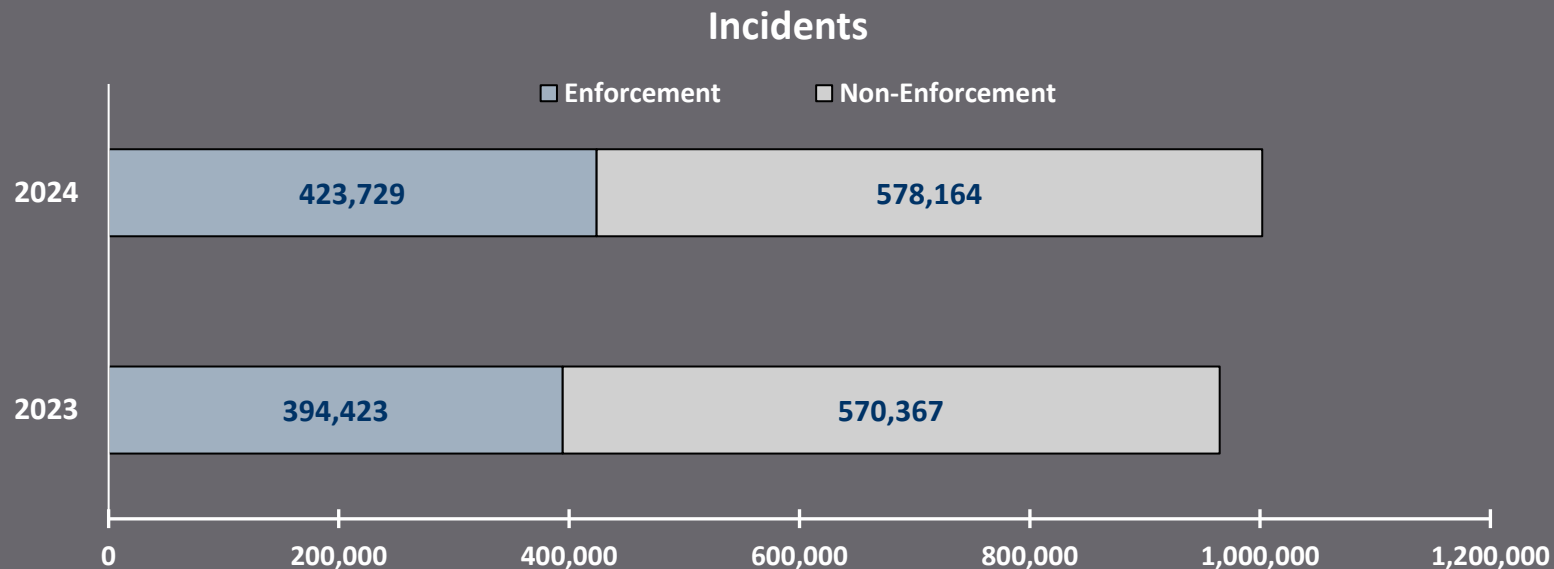
- ✓ In 2024, there were 131 commercial-involved fatal traffic crashes resulting in 150 deaths in Ohio. This included 79 rural (60%) and 52 urban (40%) fatal crashes.
- ✓ These were the same amount of commercial-involved fatal traffic crashes that occurred in 2023.
- ✓ Cuyahoga (9), Hamilton (7) and Montgomery (6) Counties led the state in commercial-involved fatal crashes in 2024.
- ✓ OSHP was the lead investigating agency in 85 commercial-involved fatal crashes (65%).



# Motorcycle-Involved Fatal Traffic Crashes

- ✓ In 2024, there were 216 motorcycle-involved fatal traffic crashes resulting in 220 deaths in Ohio. This included 107 rural (50%) and 109 urban (50%) fatal crashes.
- ✓ These were 14 fewer motorcycle-involved fatal traffic crashes (-6%) than occurred in 2023.
- ✓ Cuyahoga (16), Franklin (16), Stark (13) and Summit (11) Counties led the state in motorcycle-involved fatal crashes in 2024.
- ✓ OSHP was the lead investigating agency in 101 motorcycle-involved fatal crashes (47%).





- ✓ In 2024, Troopers were involved in 1,001,893 incidents. This included 423,729 enforcement and 578,164 non-enforcement incidents (42% and 58% respectively).
- ✓ Total incidents were up 37,103 (+4%) from 2023 levels. Enforcement incidents were up 29,306 (+7%) and non-enforcement incidents were up 7,797 (+1%).

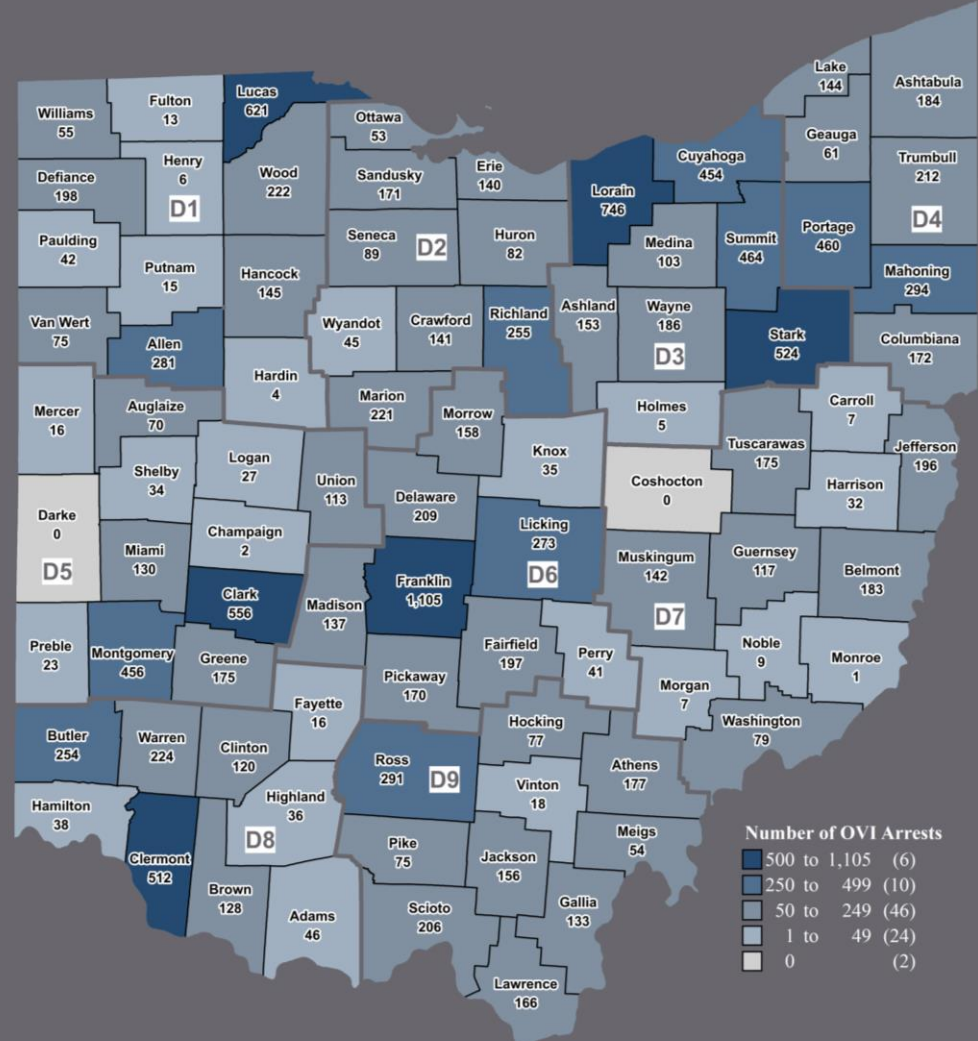


# OHIO STATE HIGHWAY PATROL



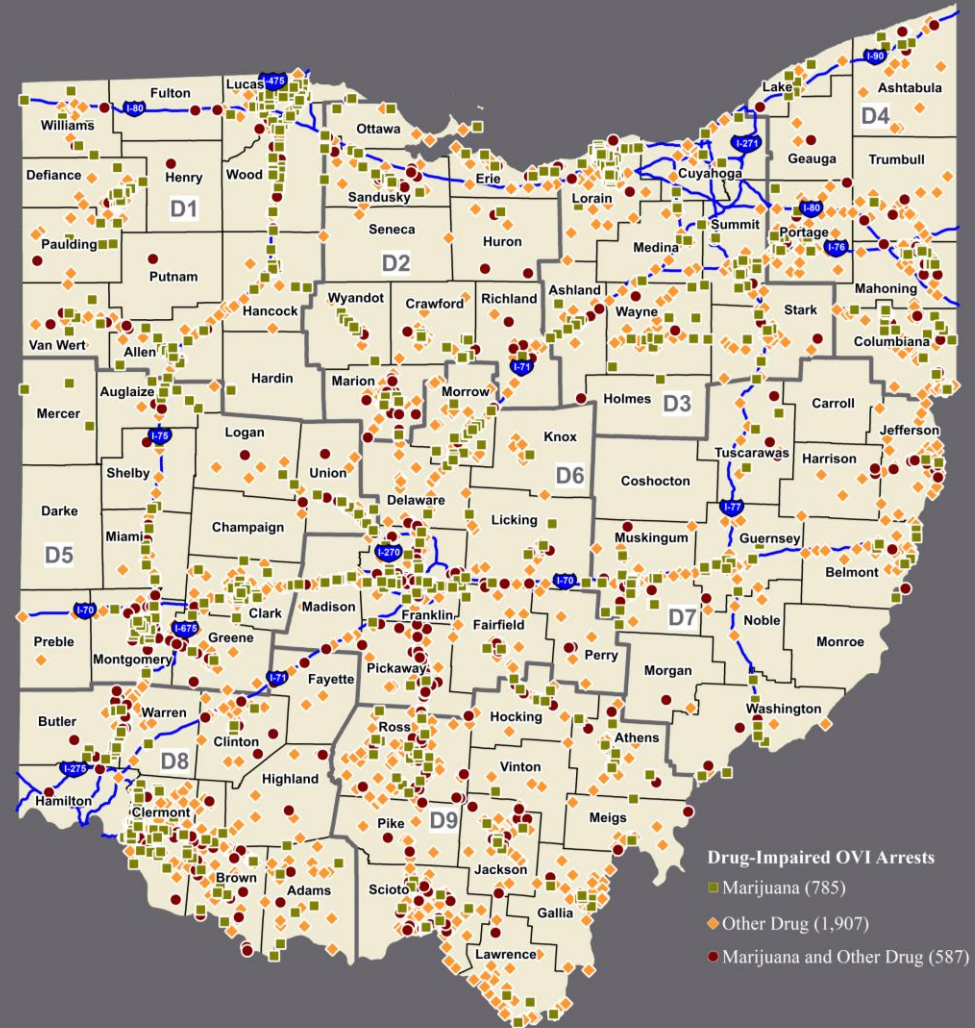
## Select Traffic Enforcement: OVI

- ✓ In 2024, Troopers made 14,636 OVI arrests.
- ✓ These were 640 fewer OVI arrests (-4%) than were made in 2023.
- ✓ OVI arrests by Troopers occurred most frequently in Franklin (1,105), Lorain (746), Lucas (621), Clark (556) and Stark (524) Counties.
- ✓ These 5 counties accounted for nearly one in four OSHP OVI arrests (3,552 or 24%).
- ✓ In 2024, Franklin (+399), Clark (+130), Portage (+125), Ross (+54) and Cuyahoga (+51) Counties saw the largest increases in OSHP OVI arrests from 2023 to 2024.
- ✓ Post 47 Elyria (717), Post 12 Springfield (547), Post 13 Batavia (530) and Post 76 Canton (506) led the state in OVI arrests in 2024.
- ✓ In 2024, Post 49 West Jefferson (+238), Post 67 Ravenna (+125), Post 12 Springfield (+118) and Post 48 Toledo (+83) recorded the largest increases in OVI arrests from 2023 to 2024.



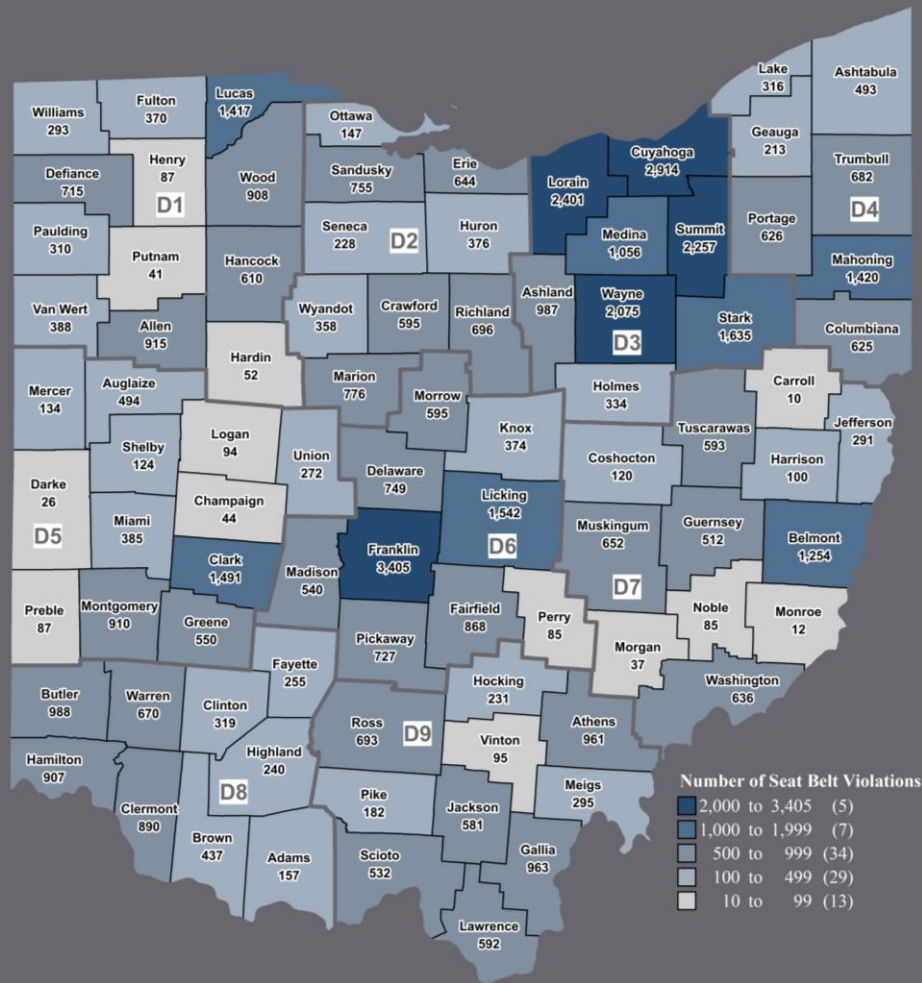
## Select Traffic Enforcement: Drug-Impaired OVI

- ✓ In 2024, Troopers made 3,279 drug-impaired driving arrests. This included 785 marijuana-impaired arrests (24%), 1,907 other drug-impaired arrests (58%) and 587 marijuana and other drug-impaired arrests (18%).
- ✓ Drug-impaired driving arrests by Troopers occurred most frequently in Lorain (199), Clermont (167), Montgomery (156), Clark (151) and Franklin (141) Counties.
- ✓ These 5 counties accounted for one in four OSHP drug-impaired driving arrests (814 or 25%).
- ✓ Post 47 Elyria (194), Post 13 Batavia (168), Post 57 Dayton (155), Post 12 Springfield (145) and Post 71 Chillicothe (139) led the state in drug-impaired driving arrests in 2024.
- ✓ In 2024, over one in five OSHP OVI arrests involved a driver impaired by marijuana and/or another drug (3,279 or 22%).



## Select Traffic Enforcement: Seat Belt

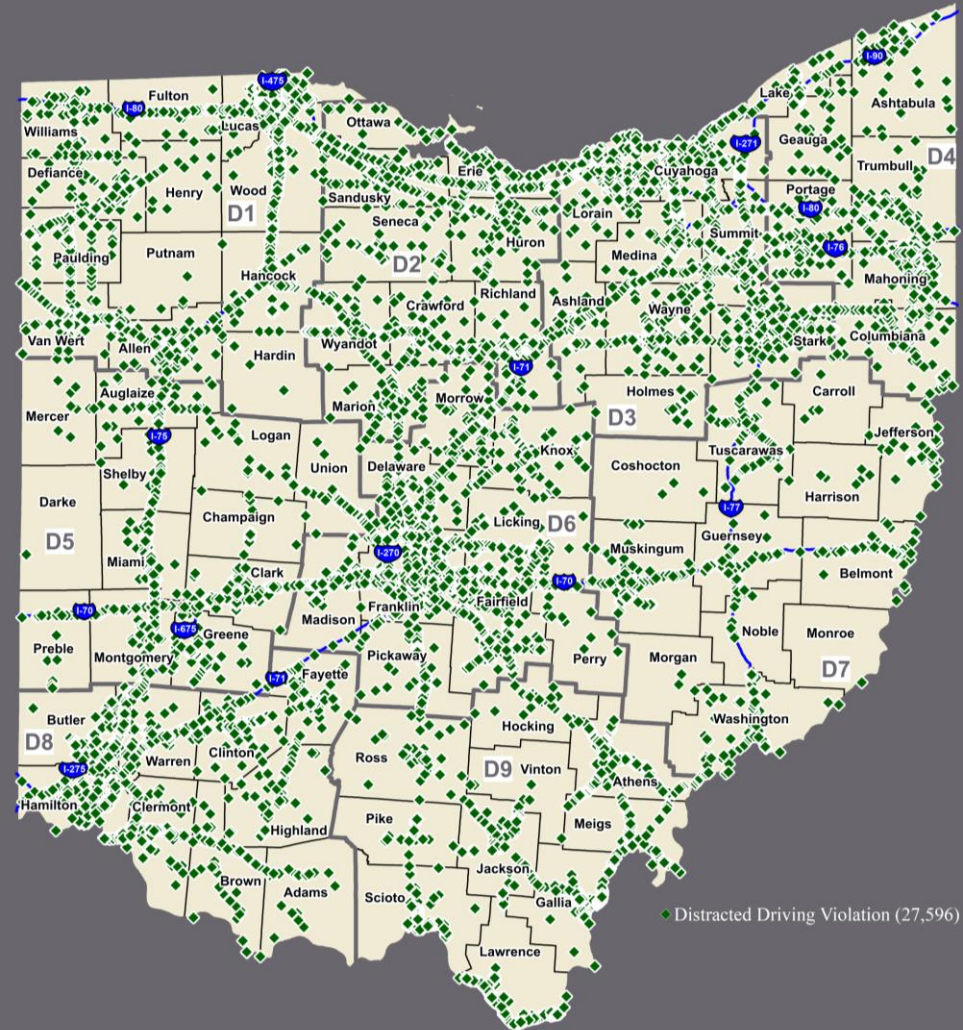
- ✓ In 2024, Troopers issued 56,500 seat belt citations.
- ✓ These were 1,630 more seat belt citations (+3%) than were made in 2023.
- ✓ Seat belt citations by Troopers occurred most frequently in Franklin (3,405), Cuyahoga (2,914), Lorain (2,401), Summit (2,257) and Wayne (2,075) Counties.
- ✓ These 5 counties accounted for nearly one in four OSHP seat belt citations (13,052 or 23%).
- ✓ In 2024, Franklin (+1,003), Cuyahoga (+787), Clark (+606), Belmont (+555) and Montgomery (+438) Counties saw the largest increases in OSHP seat belt citations from 2023 to 2024.
- ✓ Post 85 Wooster (2,496), Post 25 Columbus (2,151), Post 18 Cleveland (2,098), Post 77 Akron (1,993) and Post 47 Elyria (1,780) led the state in seat belt citations in 2024.
- ✓ In 2024, Post 90 Milan (+713), Post 18 Cleveland (+676) and Post 07 St. Clairsville (+577) recorded the largest increases in OSHP seat belt citations from 2023 to 2024.





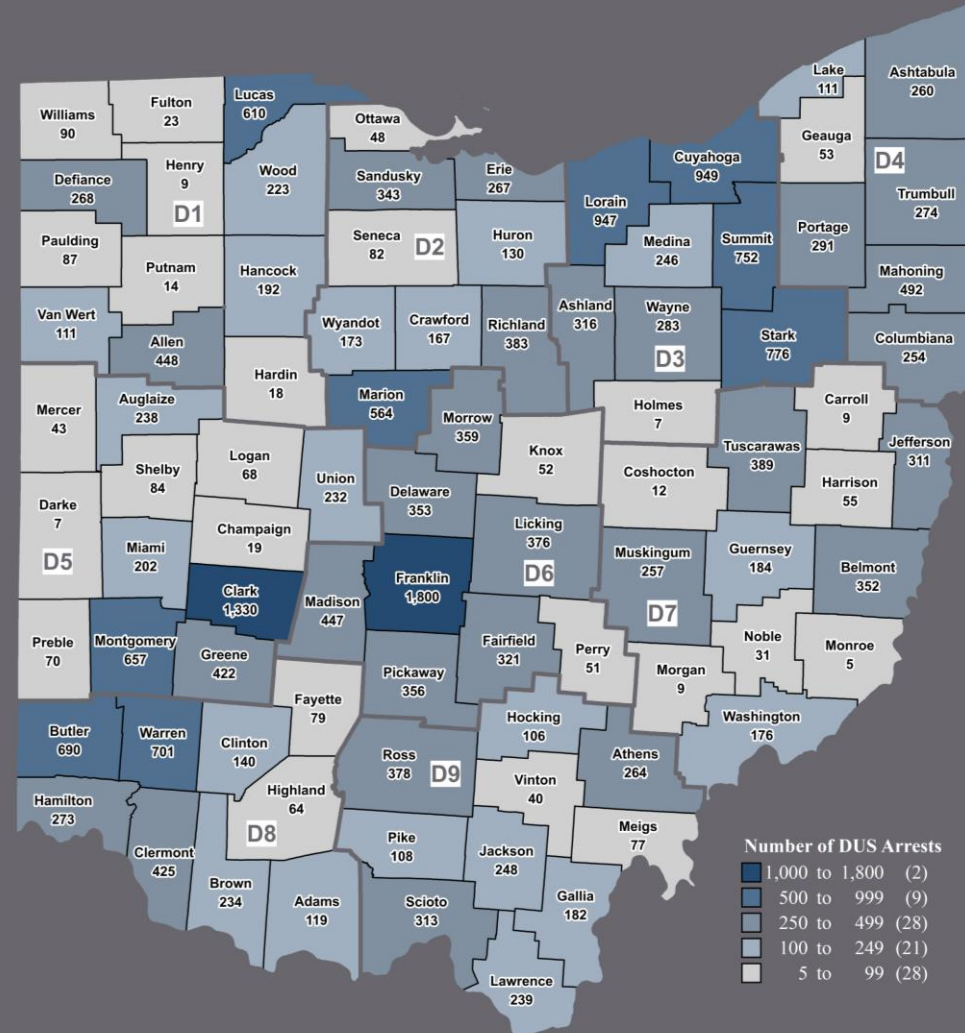
## Select Traffic Enforcement: Distracted Driving

- ✓ In 2024, Troopers made 27,596 citations for distracted driving.
- ✓ These were 18,691 more distracted driving citations (+210%) than were made in 2023.
- ✓ Distracted driving citations by Troopers occurred most frequently in Franklin (2,367), Lorain (2,155), Warren (1,106), Licking (1,096) and Lucas (1,013) Counties.
- ✓ These 5 counties accounted for over one in four OSHP distracted driving citations (7,737 or 28%).
- ✓ In 2024, Franklin (+2,113), Lorain (+1,730) and Lucas (+923) Counties saw the largest increases in OSHP distracted driving citations from 2023 to 2024.
- ✓ Post 25 Columbus (2,577), Post 47 Elyria (1,953) and Post 31 Cincinnati (1,532) led the state in distracted driving citations in 2024.
- ✓ In 2024, Post 25 Columbus (+2,388), Post 47 Elyria (+1,649), Post 31 Cincinnati (+1,494) and Post 48 Toledo (+907) recorded the largest increases in OSHP distracted driving citations from 2023 to 2024.



## Select Traffic Enforcement: DUS

- ✓ In 2024, Troopers made 24,219 arrests for driving with a suspended license (DUS).
- ✓ These were 1,920 more DUS arrests (+9%) than were made in 2023.
- ✓ DUS arrests by Troopers occurred most frequently in Franklin (1,800), Clark (1,330), Cuyahoga (949), Lorain (947) and Stark (776) Counties.
- ✓ These 5 counties accounted for nearly one in four OSHP DUS arrests (5,802 or 24%).
- ✓ In 2024, Clark (+469), Franklin (+463) and Cuyahoga (+230) Counties saw the largest increases in OSHP DUS arrests from 2023 to 2024.
- ✓ Post 12 Springfield (1,291), Post 25 Columbus (1,107), Post 47 Elyria (836) and Post 18 Cleveland (825) led the state in DUS arrests in 2024.
- ✓ In 2024, Post 12 Springfield (+433), Post 49 West Jefferson (+423) and Post 18 Cleveland (+186) recorded the largest increases in DUS arrests from 2023 to 2024.





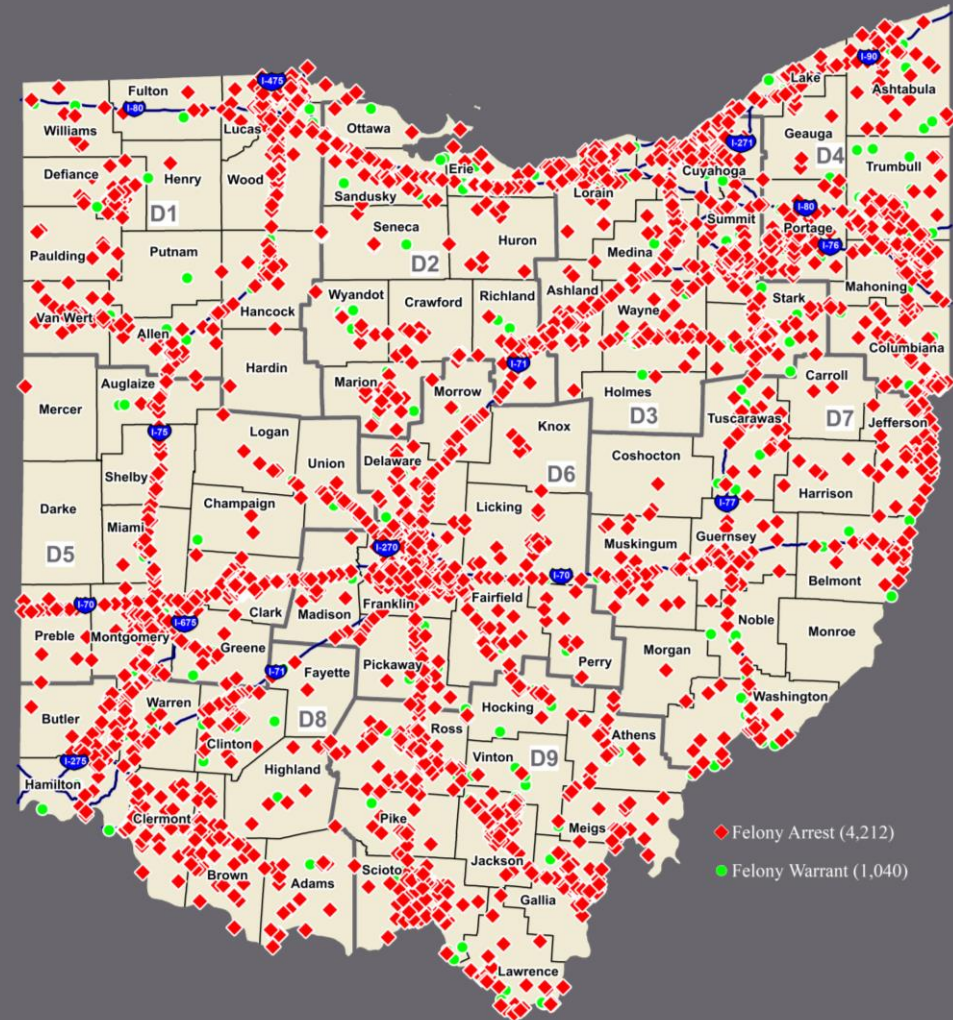
## Select Traffic Enforcement: Level 3 Inspections

- ✓ In 2024, Troopers conducted 34,167 Level 3 commercial vehicle inspections.
- ✓ These were 12,365 more Level 3 commercial vehicle inspections (+57%) than were conducted in 2023.
- ✓ Level 3 commercial vehicle inspections occurred most frequently in Licking (2,003), Medina (1,896), Trumbull (1,566), Mahoning (1,541) and Cuyahoga (1,158) Counties.
- ✓ These 5 counties accounted for nearly one in four OSHP Level 3 commercial vehicle inspections (8,164 or 24%).
- ✓ In 2024, Licking (+837), Mahoning (+616) and Jackson (+555) Counties saw the largest increases in OSHP Level 3 commercial vehicle inspections from 2023 to 2024.
- ✓ District 2 DHQ (3,472), District 4 DHQ (3,404) and District 6 DHQ (3,217) led the state in Level 3 commercial vehicle inspections in 2024.
- ✓ In 2024, District 6 DHQ (+1,594), Post 52 Medina (+1,102), District 8 DHQ (+778) recorded the largest increases in Level 3 commercial vehicle inspections from 2023 to 2024.



## Select Criminal Enforcement: Felons

- ✓ In 2024, Troopers made 5,252 felony stops. This included 4,212 felony arrests (80%) and 1,040 felony warrant apprehensions (20%).
- ✓ These were 870 fewer felony stops (-14%) than were made in 2023.
- ✓ Felony stops occurred most frequently in Franklin (418), Cuyahoga (278), Summit (228), Clark (209) and Stark (198) Counties.
- ✓ These 5 counties accounted for one in four OSHP felony stops (1,331 or 25%).
- ✓ In 2024, Clark (+99), Wayne (+46) and Franklin (+42) Counties saw the largest increases in OSHP felony stops from 2023 to 2024.
- ✓ Post 12 Springfield (202), Post 76 Canton (192) and Post 71 Chillicothe (175) led the state in felony stops in 2024.
- ✓ In 2024, Post 12 Springfield (+96), Post 71 Chillicothe (+31), Post 49 West Jefferson (+24), and Post 85 Wooster (+24) recorded the largest increases in felony stops from 2023 to 2024.





## Select Criminal Enforcement: Drugs

- ✓ In 2024, Troopers made 2,759 drug arrests.
- ✓ These were 5,457 fewer drug arrests (-66%) than were made in 2023.
- ✓ Drug arrests occurred most frequently in Franklin (129), Ross (126), Clark (115), Lorain (109) and Scioto (100) Counties.
- ✓ These 5 counties accounted for over one in five OSHP drug arrests (579 or 21%).
- ✓ In 2024, Ross (+26) and Wayne (+10) Counties saw the largest increase in OSHP drug arrests from 2023 to 2024.
- ✓ Post 71 Chillicothe (127), Post 12 Springfield (107), Post 21 Delaware (92) and Post 47 Elyria (85) led the state in drug arrests in 2024.
- ✓ In 2024, Post 71 Chillicothe (+27) recorded the largest increase in OSHP drug arrests from 2023 to 2024.



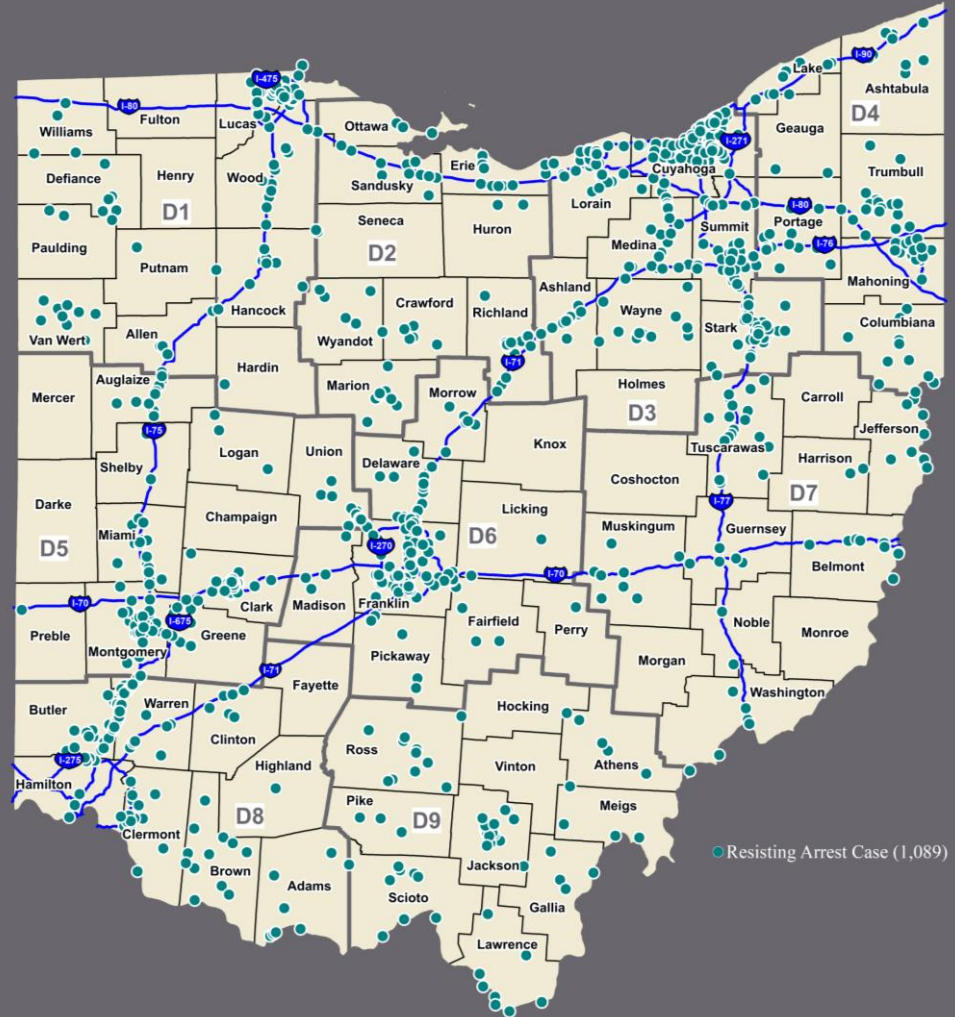
## Select Criminal Enforcement: Weapons

- ✓ In 2024, Troopers made 827 arrests for illegal weapons.
- ✓ These were 204 fewer illegal weapon arrests (-20%) than were made in 2023.
- ✓ Illegal weapon arrests occurred most frequently in Cuyahoga (67), Franklin (59), Stark (44), Lorain (33) and Lucas (30) Counties.
- ✓ These 5 counties accounted for nearly one in three OSHP illegal weapon arrests (233 or 28%).
- ✓ In 2024, Franklin (+19), Clark (+11), Medina (+11) and Stark (+11) Counties saw the largest increases in OSHP illegal weapon arrests from 2023 to 2024.
- ✓ Post 76 Canton (41), Post 18 Cleveland (37), and Post 47 Elyria (33) led the state in illegal weapon arrests in 2024.
- ✓ In 2024, Post 12 Springfield (+13), Post 52 Medina (+8), and Post 76 Canton (+8) recorded the largest increases in OSHP illegal weapon arrests from 2023 to 2024.



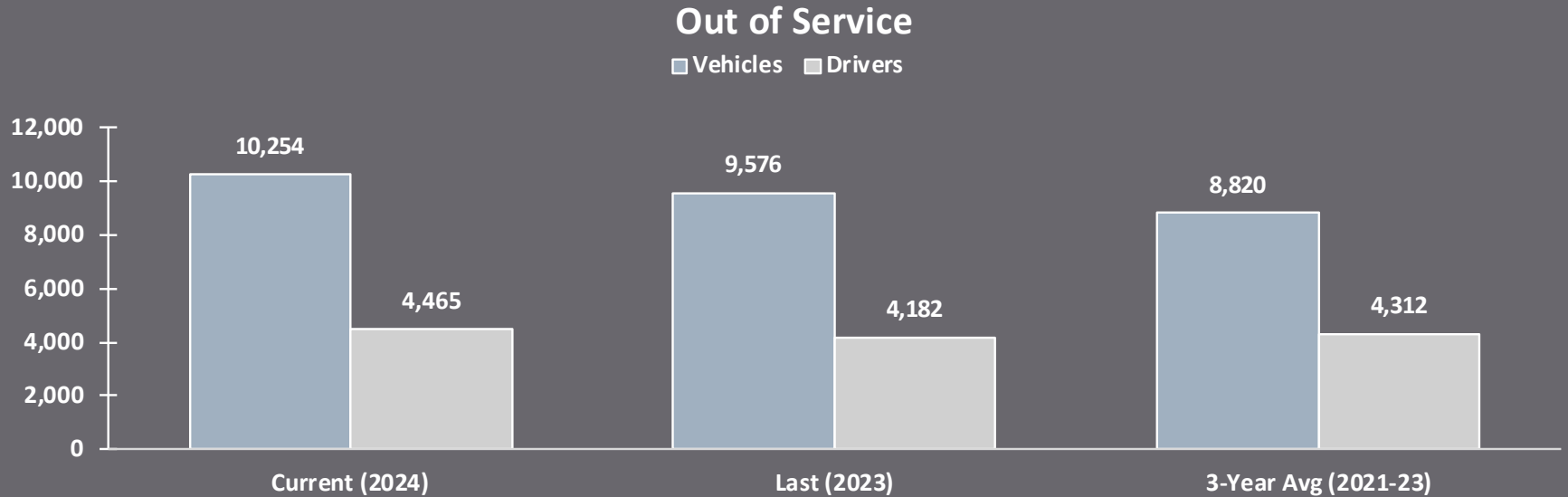
## Select Criminal Enforcement: Resisting Arrest

- ✓ In 2024, Troopers were involved in 1,089 response-to-resistance cases.
- ✓ These were 28 fewer response-to-resistance cases (-3%) than were made in 2023.
- ✓ Resisting arrest cases occurred most frequently in Cuyahoga (179), Franklin (62), Stark (61), Montgomery (44) and Summit (43) Counties.
- ✓ These 5 counties accounted for over one in three response-to-resistance cases (389 or 36%).
- ✓ In 2024, Cuyahoga (+33), Franklin (+22) and Clark (+12) Counties saw the largest increase in OSHP response-to-resistance cases from 2023 to 2024.
- ✓ Post 18 Cleveland (114), Post 76 Canton (58) and Post 12 Springfield (38) led the state in resisting arrest cases in 2024.
- ✓ In 2024, Post 18 Cleveland (+29), Post 21 Delaware (+13) and Post 25 Columbus (+10) recorded the largest increase in resisting arrest cases from 2023 to 2024.





# Motor Carrier Enforcement



- ✓ In 2024, motor carrier inspections resulted in 10,254 commercial vehicles and 4,465 commercial vehicle drivers being placed out of service.
- ✓ The number of commercial vehicles placed out of service was up 678 (+7%) compared to 2023 and up 1,434 (+16%) from the previous 3-year average (2021-23).
- ✓ The number of commercial vehicle drivers placed out of service was up 283 (+7%) compared to 2023 and up 153 (+4%) from the previous 3-year average (2021-23).

# Commercial Motor Vehicle: Scales

Weight Enforcement	Annual Totals			Change (+/-)	
	Current (2024)	Last (2023)	3-Year Avg. (2021-23)	2024 to 2023	2024 to 3-Year Avg.
Platform – Trucks Weighed	1,425,411	3,034,438	1,970,049	-1,609,027 (-53%)	-544,638 (-28%)
Platform – Trucks Overweight	1,540	2,036	2,089	-496 (-24%)	-549 (-26%)
Portable – Trucks Weighed	1,799	1,718	1,895	+81 (+5%)	-96 (-5%)
Portable – Trucks Overweight	1,432	1,360	1,589	+72 (+5%)	-157 (-10%)

- ✓ In 2024, the Patrol weighed 1,425,411 commercial motor vehicles on platform scales. These were 53% less than in 2023 and 28% less than the previous 3-year average (2021-23). The number of overweight trucks detected with platform scales dropped 24% compared to last year and decreased 26% over the previous 3-year average (2021-23).
- ✓ In 2024, OSHP weighed 1,799 vehicles with portable scales, 5% more than in 2023 and 5% less than the previous 3-year average (2021-23). The number of overweight vehicles identified with portable scales was up 5% from 2023 levels, and down 10% compared to the previous 3-year average (2021-23).